

STATISTICAL INFORMATION

VCSO CALLS FOR SERVICE	2012	2013	2014
0601 TO 1800	184,176	180,948	171,540
1801 TO 0600	139,267	132,508	123,950
TOTAL CALLS FOR SERVICE	323,443	313,456	295,490
AVERAGE CALLS HANDLED PER DAY	884	859	810
NUMBER OF REPORTS WRITTEN	36,829	35,114	34,558
BUSIEST DAY OF THE WEEK	FRIDAY	TUESDAY	WEDNESDAY
LEAST ACTIVE DAY OF THE WEEK	SUNDAY	SUNDAY	SUNDAY
BUSIEST HOUR OF THE DAY	1500-1600	1500-1600	1500-1600
LEAST ACTIVE HOUR OF THE DAY	0500-0600	0500-0600	0500-0600
TOP 4 SELF-INITIATED ACTIVITIES			
EXTRA PATROL	70,119	64,208	62,162
TRAFFIC STOP	47,062	46,323	43,869
CIVIL SERVICE	10,225	9,845	9,782
INVESTIGATION	9,501	10,303	10,297

TOP TEN CALLS FOR SERVICE – CITIZEN GENERATED

	2012		2013		2014	
1	Miscellaneous	17,697	Miscellaneous	15,224	Miscellaneous	15,570
2	Suspicious Incident	7,297	Suspicious Incident	7,372	Telephone Handle	8,335
3	Telephone Handle	6,388	Telephone Handle	7,311	Suspicious Incident	6,334
4	Suspicious Person	5,718	Reckless Driver	5,566	Reckless Driver	5,647
5	Reckless Driver	5,594	Suspicious Person	5,258	Suspicious Person	5,003
6	Suspicious Vehicle	5,021	Burglar Alarm	4,947	Burglar Alarm	4,809
7	Burglar Alarm	4,948	Suspicious Vehicle	4,709	Suspicious vehicle	4,529
8	Disturbance	4,325	Disturbance	4,107	Disturbance	4,250
9	Animal Complaint	4,316	Animal Complaint	3,838	Disabled Vehicle	3,632
10	Disabled Vehicle	3,763	Disabled Vehicle	3,815	Animal Complaint	3,592

VOLUSIA COUNTY SHERIFF'S OFFICE
CALLS FOR SERVICE BY DAY OF WEEK AND TIME OF DAY
01/01/2014 – 12/31/2014

	SUN	MON	TUE	WED	THU	FRI	SAT	TOTAL
0000-0059	1768	1370	1461	1417	1470	1422	1720	10628
0100-0159	1527	1211	1310	1356	1306	1347	1468	9525
0200-0259	1300	1120	1186	1119	1237	1184	1272	8418
0300-0359	1054	885	1024	914	988	958	1038	6861
0400-0459	921	976	1007	959	1011	920	930	6724
0500-0559	680	650	658	630	726	600	598	4542
0600-0659	543	774	797	829	854	772	614	5183
0700-0759	1014	1859	2107	1983	1940	1755	1173	11831
0800-0859	1638	2297	2446	2361	2303	2256	1703	15004
0900-0959	1711	2450	2465	2494	2401	2319	1859	15699
1000-1059	1839	2511	2505	2453	2417	2450	1923	16098
1100-1159	1674	2207	2043	2085	2063	2073	1680	13825
1200-1259	1561	1997	2119	2114	2012	1901	1641	13345
1300-1359	1639	2284	2464	2502	2303	2220	1676	15088
1400-1459	1702	2421	2560	2611	2534	2539	1781	16148
1500-1559	2051	2665	2713	2612	2609	2597	2182	17429
1600-1659	2009	2517	2496	2546	2422	2569	2128	16687
1700-1759	1811	2301	2217	2289	2338	2283	1964	15203
1800-1859	1704	1849	1887	1978	2095	2122	1890	13525
1900-1959	1926	1952	1867	2004	2015	2075	2085	13924
2000-2059	1802	1834	1716	1976	1827	2046	2062	13263
2100-2159	1692	1716	1729	1866	1685	1978	2041	12707
2200-2259	1623	1636	1616	1744	1749	2004	2035	12407
2300-2359	1490	1546	1424	1603	1587	1832	1944	11426
TOTAL	36679	43028	43817	44445	43892	44222	39407	295490

Note: CAD-generated statistical reports are compiled from a live database of calls for service; this live database requires frequent call updating to ensure real time data is correct and maintained. When compiling and comparing statistics over time, minor discrepancies are inherent and should be expected. For final report information on crime, Uniformed Crime Reporting (UCR) statistics should be utilized.

Printed: 02/06/2015
Version Date: 02/06/2015

VOLUSIA COUNTY SHERIFF'S OFFICE
CALLS FOR SERVICE BY DAY OF WEEK AND TIME OF DAY
DESCENDING ORDER 01/01/2014 – 12/31/2014

	SUN	MON	TUE	WED	THU	FRI	SAT	TOTAL
1500-1559	2051	2665	2713	2612	2609	2597	2182	17429
1600-1659	2009	2517	2496	2546	2422	2569	2128	16687
1400-1459	1702	2421	2560	2611	2534	2539	1781	16148
1000-1059	1839	2511	2505	2453	2417	2450	1923	16098
0900-0959	1711	2450	2465	2494	2401	2319	1859	15699
1700-1759	1811	2301	2217	2289	2338	2283	1964	15203
1300-1359	1639	2284	2464	2502	2303	2220	1676	15088
0800-0859	1638	2297	2446	2361	2303	2256	1703	15004
1900-1959	1926	1952	1867	2004	2015	2075	2085	13924
1100-1159	1674	2207	2043	2085	2063	2073	1680	13825
1800-1859	1704	1849	1887	1978	2095	2122	1890	13525
1200-1259	1561	1997	2119	2114	2012	1901	1641	13345
2000-2059	1802	1834	1716	1976	1827	2046	2062	13263
2100-2159	1692	1716	1729	1866	1685	1978	2041	12707
2200-2259	1623	1636	1616	1744	1749	2004	2035	12407
0700-0759	1014	1859	2107	1983	1940	1755	1173	11831
2300-2359	1490	1546	1424	1603	1587	1832	1944	11426
0000-0059	1768	1370	1461	1417	1470	1422	1720	10628
0100-0159	1527	1211	1310	1356	1306	1347	1468	9525
0200-0259	1300	1120	1186	1119	1237	1184	1272	8418
0300-0359	1054	885	1024	914	988	958	1038	6861
0400-0459	921	976	1007	959	1011	920	930	6724
0600-0659	543	774	797	829	854	772	614	5183
0500-0559	680	650	658	630	726	600	598	4542
TOTAL	36679	43028	43817	44445	43892	44222	39407	295490

Note: CAD-generated statistical reports are compiled from a live database of calls for service; this live database requires frequent call updating to ensure real time data is correct and maintained. When compiling and comparing statistics over time, minor discrepancies are inherent and should be expected. For final report information on crime, Uniformed Crime Reporting (UCR) statistics should be utilized.

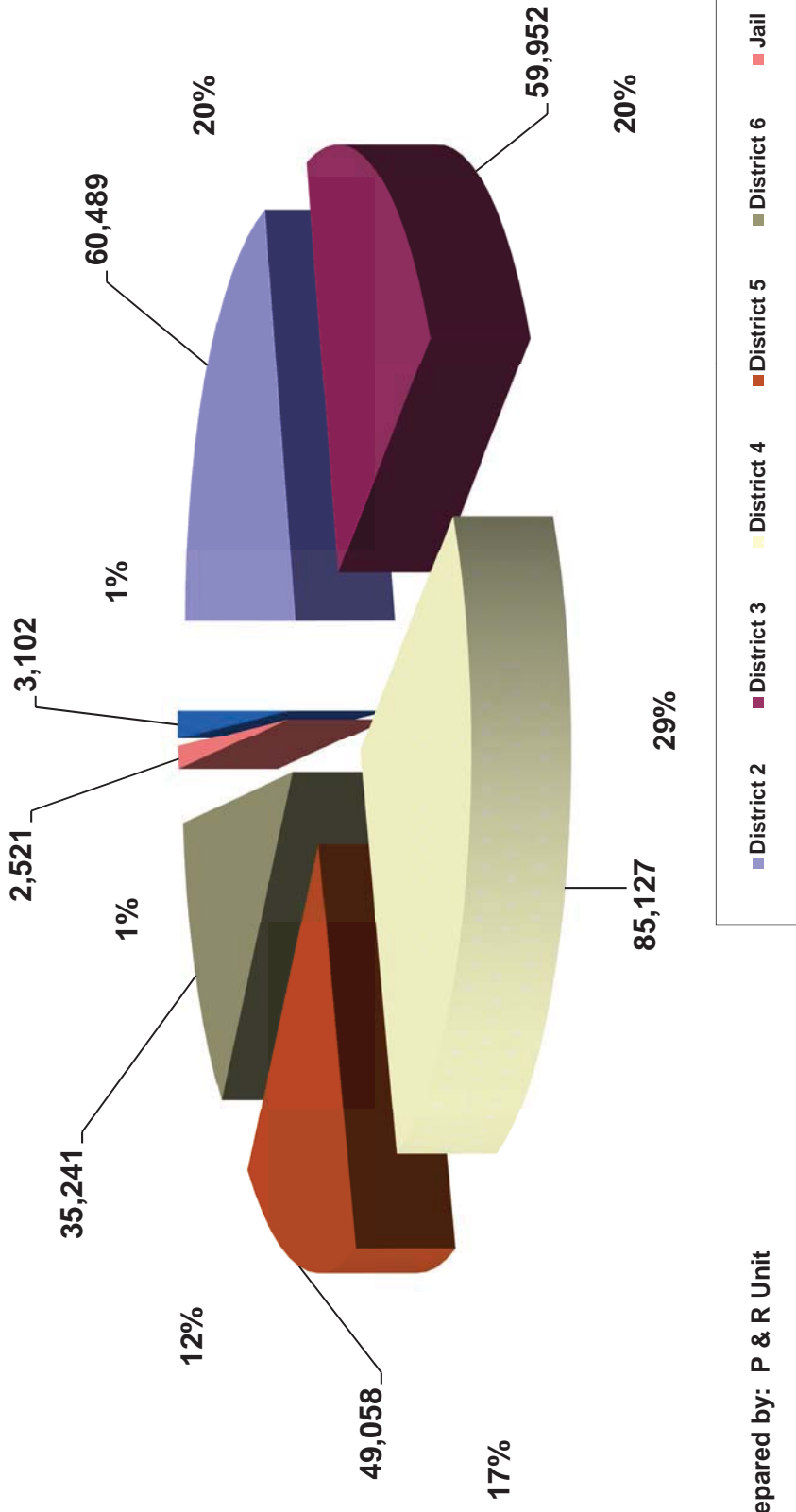
Printed: 02/06/2015
Version Date: 02/06/2015

VOLUSIA COUNTY SHERIFF'S OFFICE CALLS FOR SERVICE - ANNUAL 2014

TOTAL CALLS (295,490)

**Source: CAD - 02/06/15

Note: CAD-generated statistical reports are compiled from a live database of calls for service; this live database requires frequent call updating to ensure real time data is correct and maintained. When compiling and comparing statistics over time, minor discrepancies are inherent and should be expected. For final report information on crime, Uniformed Crime Reporting (UCR) statistics should be utilized.

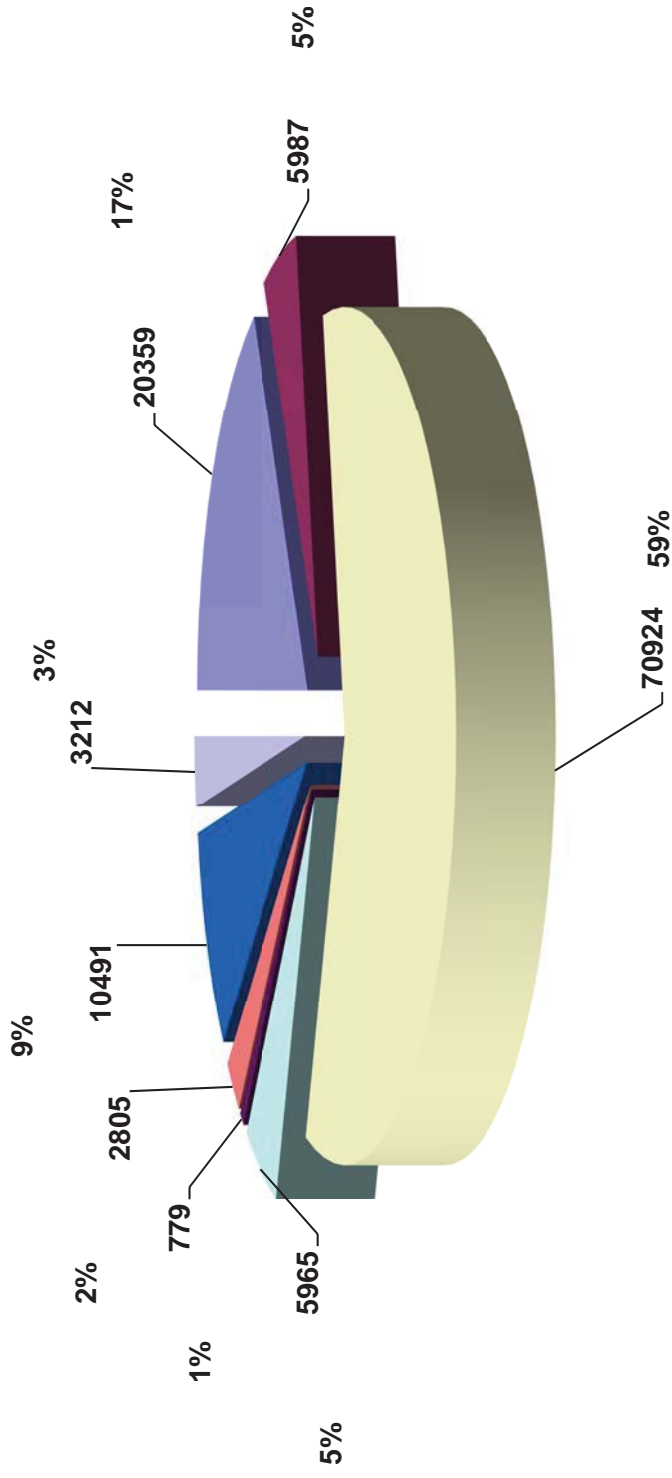


Prepared by: P & R Unit

CALLS FOR SERVICE BY MUNICIPALITIES/MSD ANNUAL 2014 - SOURCE: CAD 02/06/15

TOTAL CALLS - 120,522

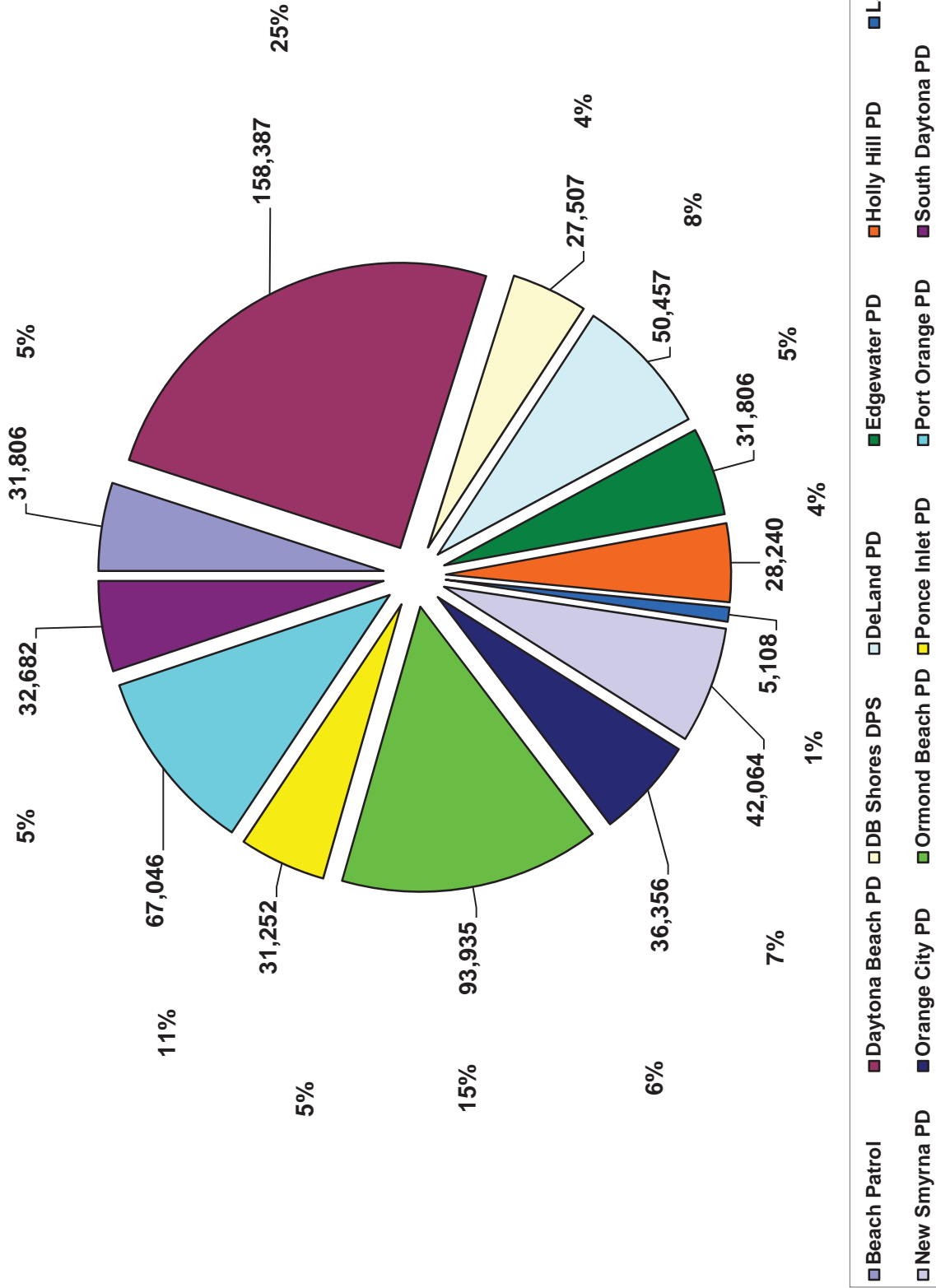
Note: CAD-generated statistical reports are compiled from a live database of calls for service; this live database requires frequent call updating to ensure real time data is correct and maintained. When compiling and comparing statistics over time, minor discrepancies are inherent and should be expected. For final report information on crime, Uniformed Crime Reporting (UCR) statistics should be utilized.



-
 DeBary
-
 Pierson
-
 Oak Hill
-
 Deltona
-
 DBS MSD
-
 NSB MSD
-
 OB MSD
-
 W & S

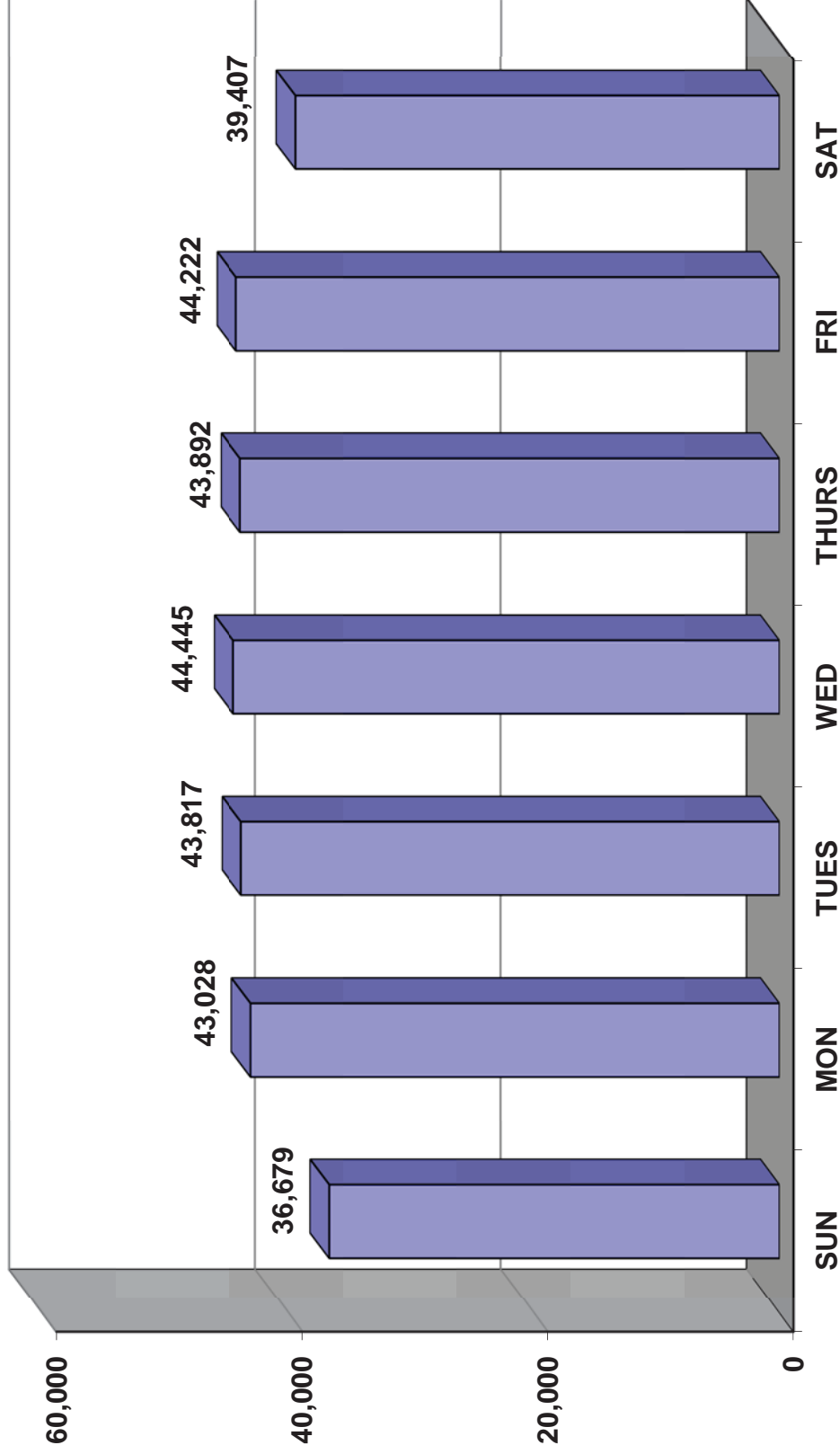
CALLS DISPATCHED - LAW ENFORCEMENT AGENCIES

ANNUAL 2014 CALLS - 636,646 SOURCE: CAD 02/06/15



CALLS FOR SERVICE BY DAY OF WEEK ANNUAL 2014

Note: CAD-generated statistical reports are compiled from a live database of calls for service; this live database requires frequent call updating to ensure real time data is correct and maintained. When compiling and comparing statistics over time, minor discrepancies are inherent and should be expected. For final report information on crime, Uniformed Crime Reporting (UCR) statistics should be utilized.




Prepared by: Planning & Research Unit

Source: CAD on 02/06/2015

CALLS FOR SERVICE BY TIME OF DAY ANNUAL 2014

Note: CAD-generated statistical reports are compiled from a live database of calls for service; this live database requires frequent call updating to ensure real time data is correct and maintained. When compiling and comparing statistics over time, minor discrepancies are inherent and should be expected. For final report information on crime, Uniformed Crime Reporting (UCR) statistics should be utilized.

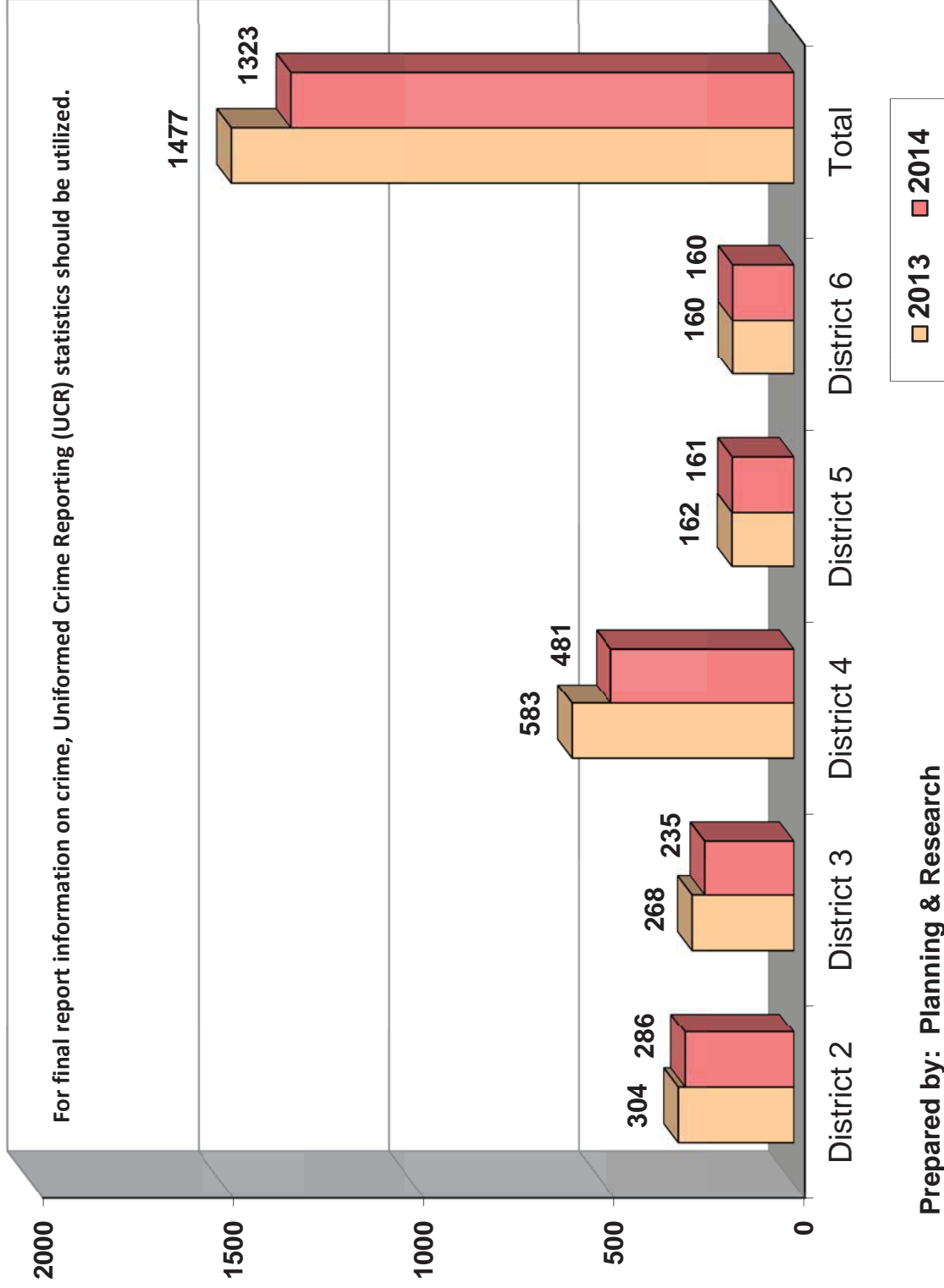


Prepared by: Planning & Research Unit

Source: CAD 02/06/15

ASSAULT & BATTERY - INCIDENTS

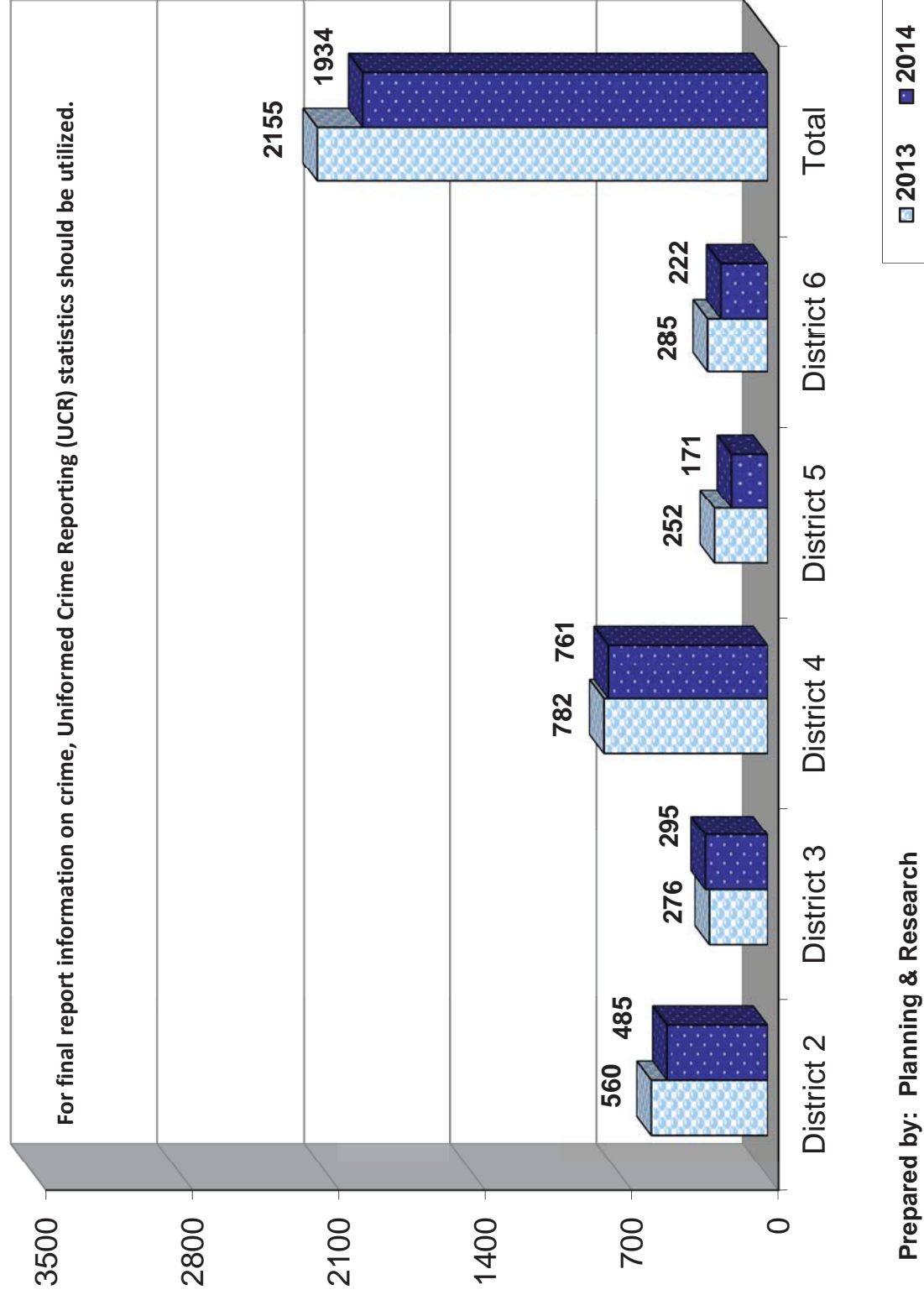
STATISTICS FROM RMS CRYSTAL REPORTS 01/24/15



Prepared by: Planning & Research

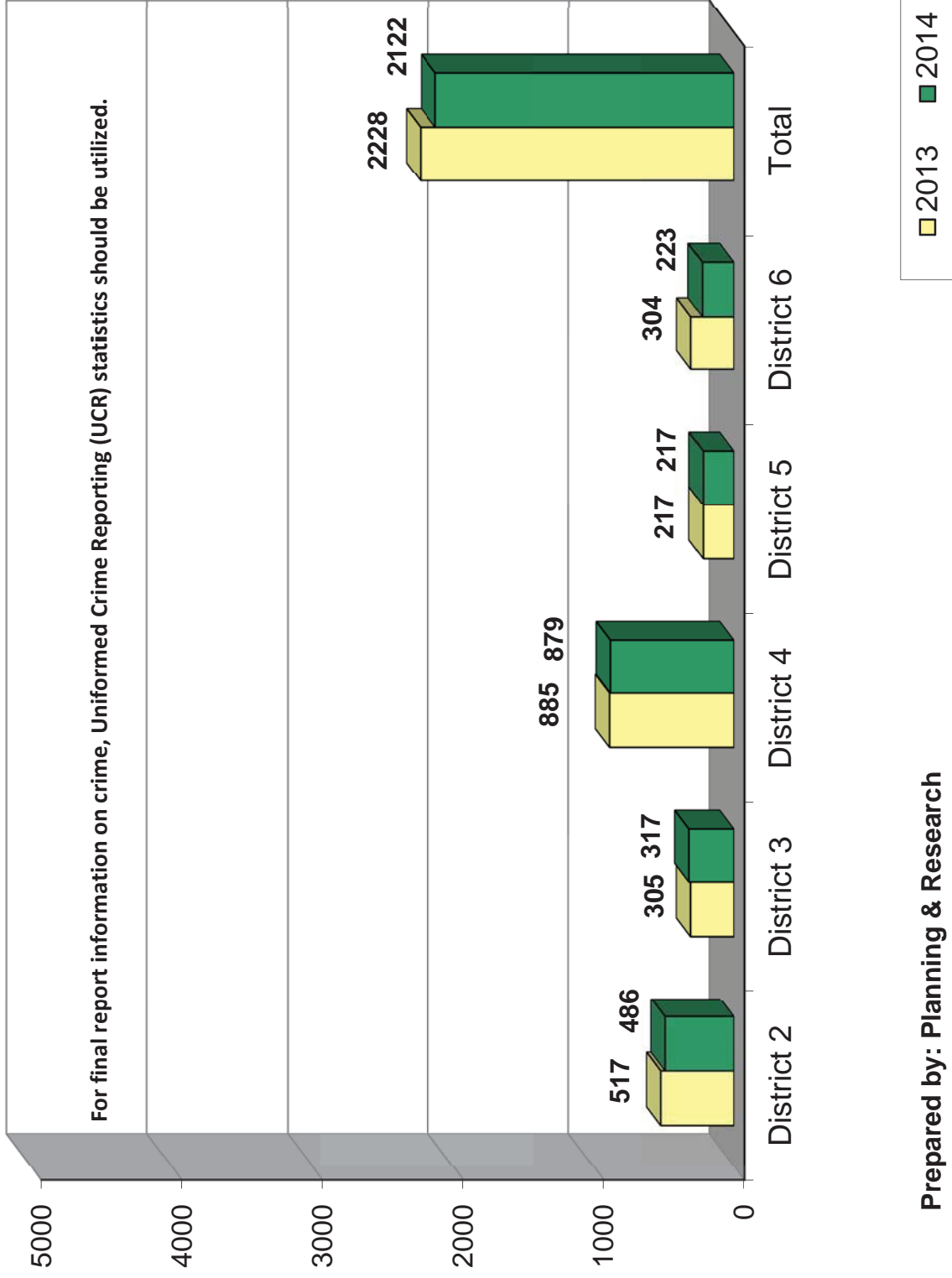
BURGLARY - INCIDENTS

STATISTICS FROM RMS CRYSTAL REPORTS 01/24/15
INCLUDES 21, 21A, 21B AND 35



LARCENY - INCIDENTS

STATISTICS FROM RMS REPORTS 01/24/15

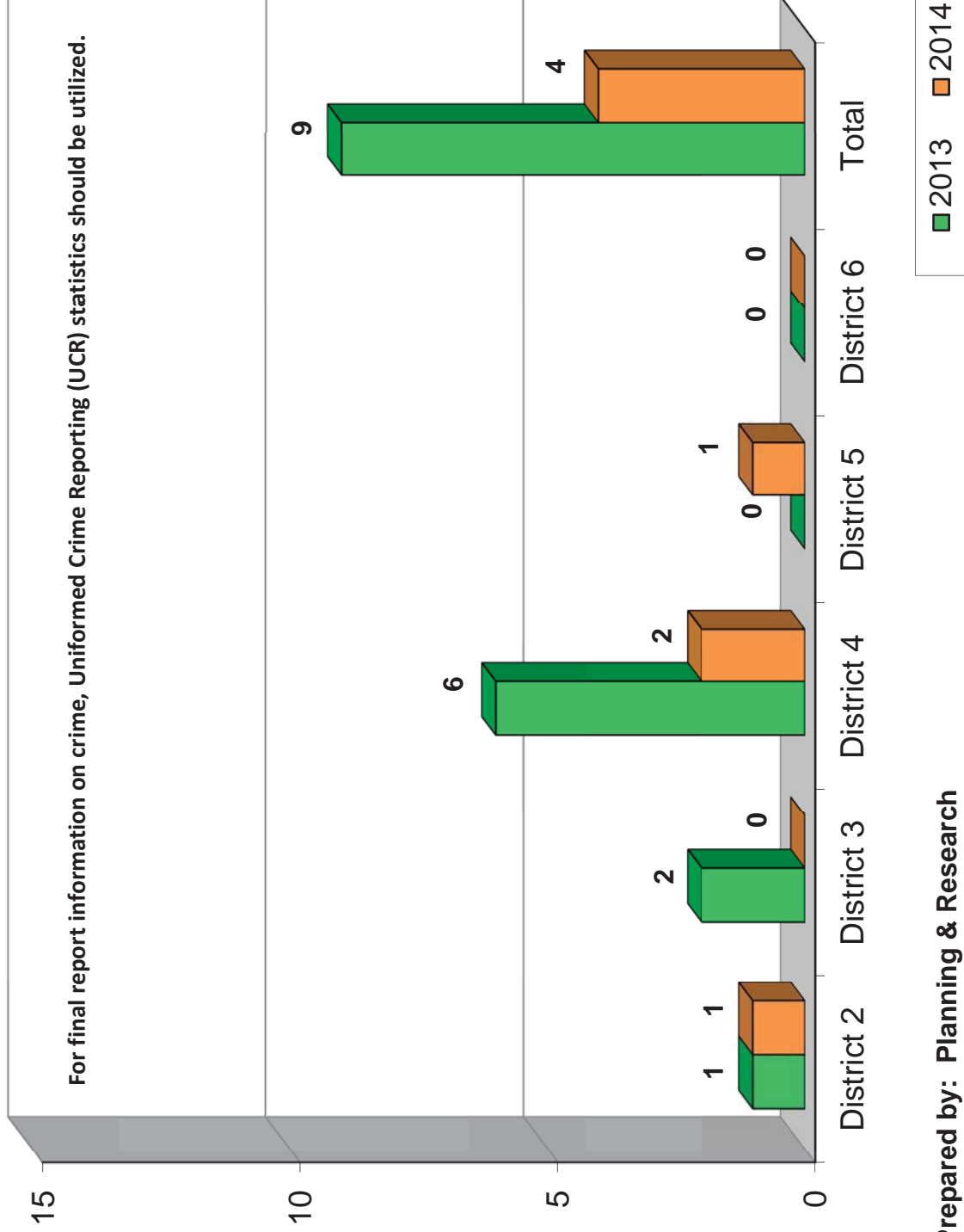


Prepared by: Planning & Research

MURDER - INCIDENTS

STATISTICS OBTAINED FROM RMS MONTHLY CRYSTAL REPORTS

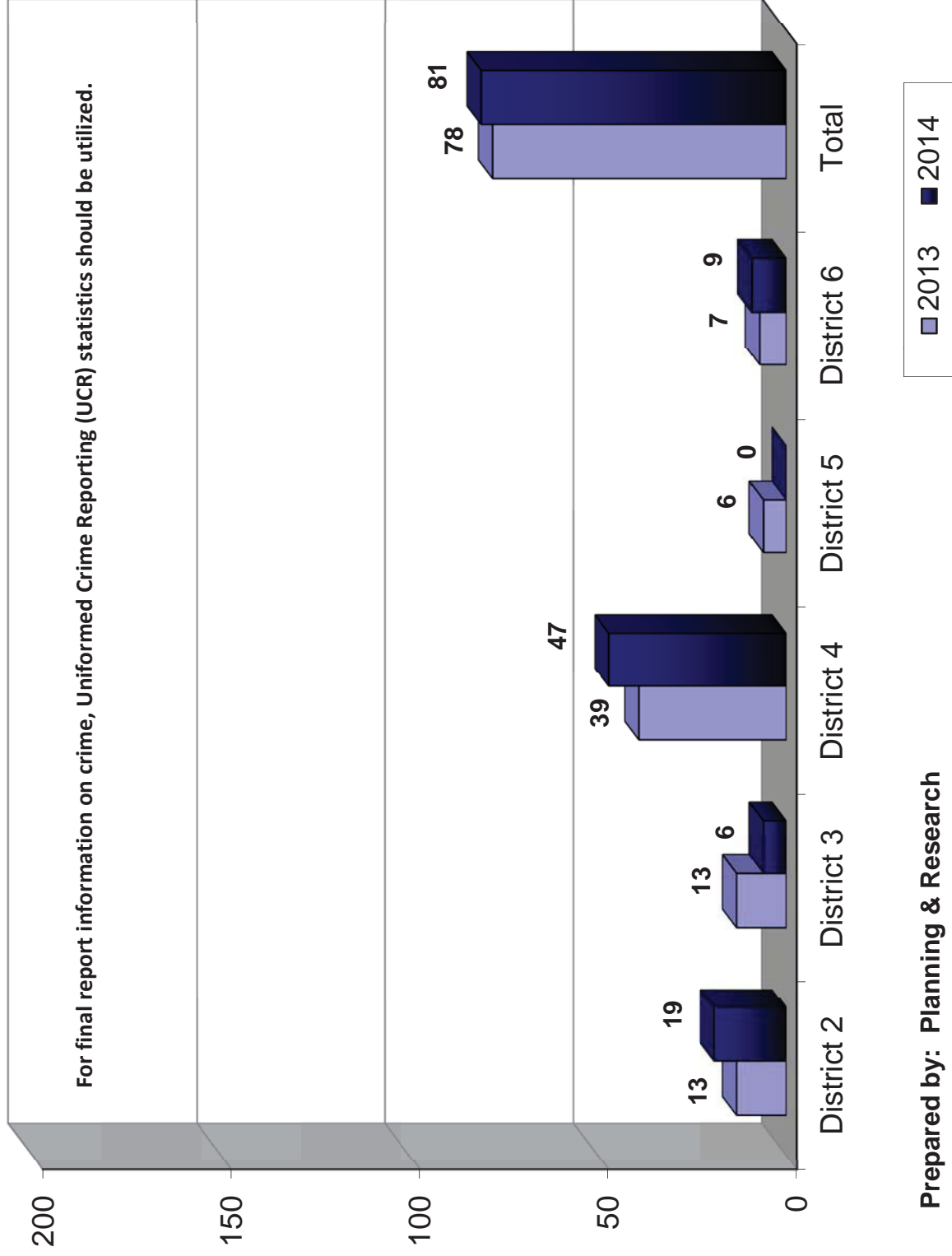
****Please note - not victim based****



Prepared by: Planning & Research

ROBBERY - INCIDENTS

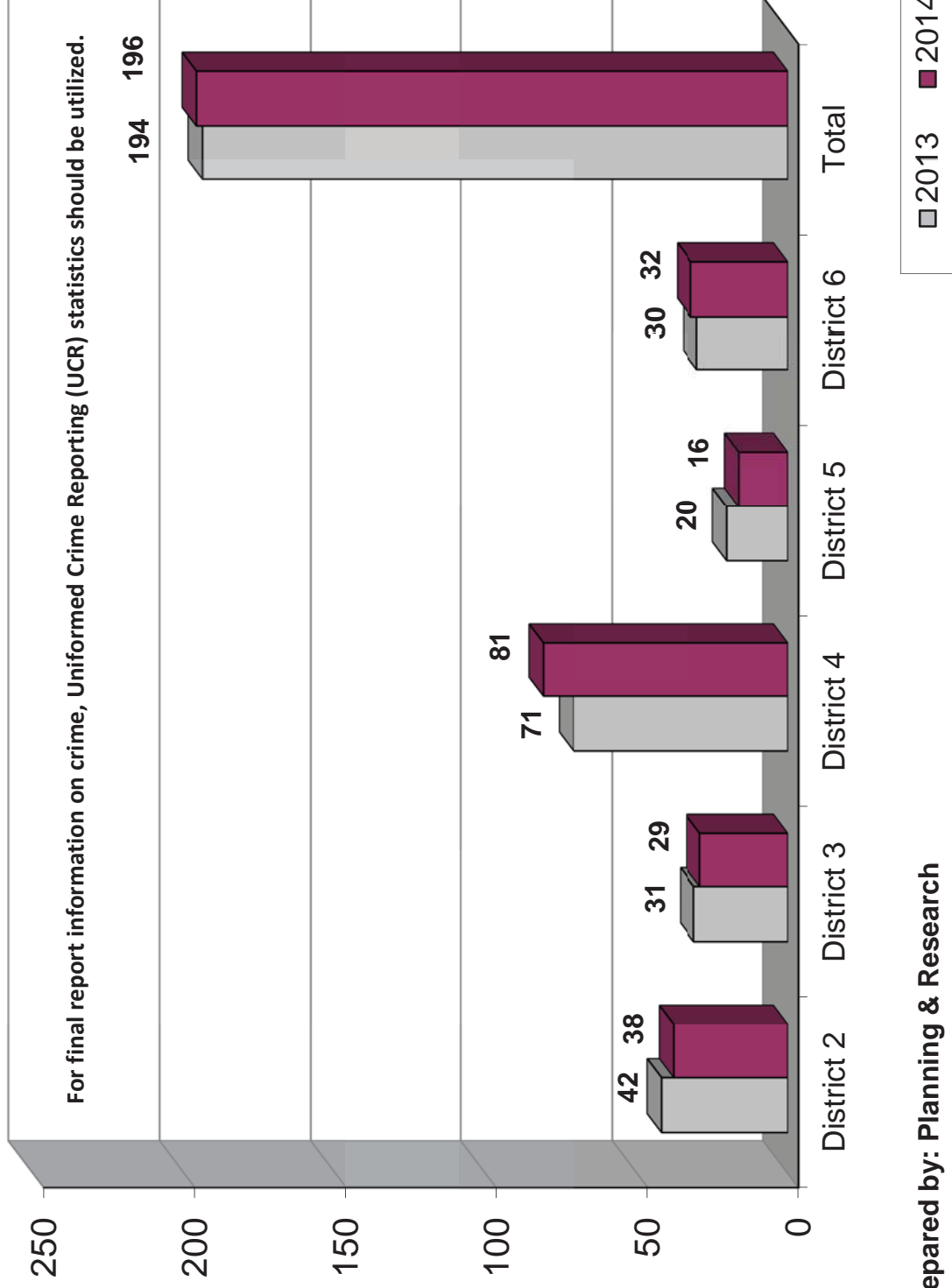
STATISTICS FROM RMS CRYSTAL REPORTS 01/24/15
INCLUDES 24, 24A, 24CJ, 24HI, AND ROBBERY



Prepared by: Planning & Research

SEX OFFENSES- INCIDENTS

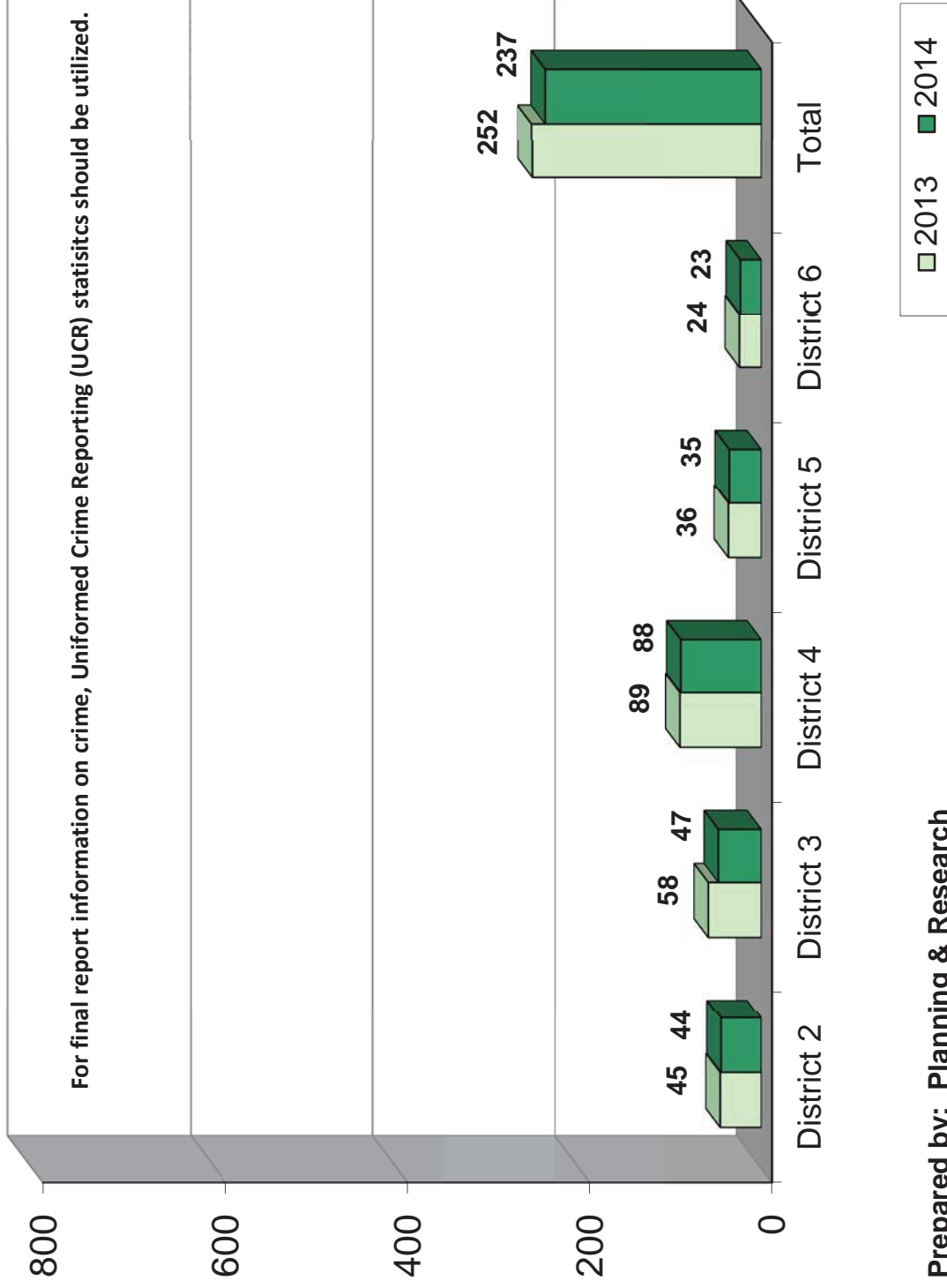
STATISTICS FROM RMS CRYSTAL REPORTS 01/24/15
INCLUDES FORCIBLE FONDLING, RAPE, SODOMY, 34 & 34C



Prepared by: Planning & Research

STOLEN VEHICLES - INCIDENTS

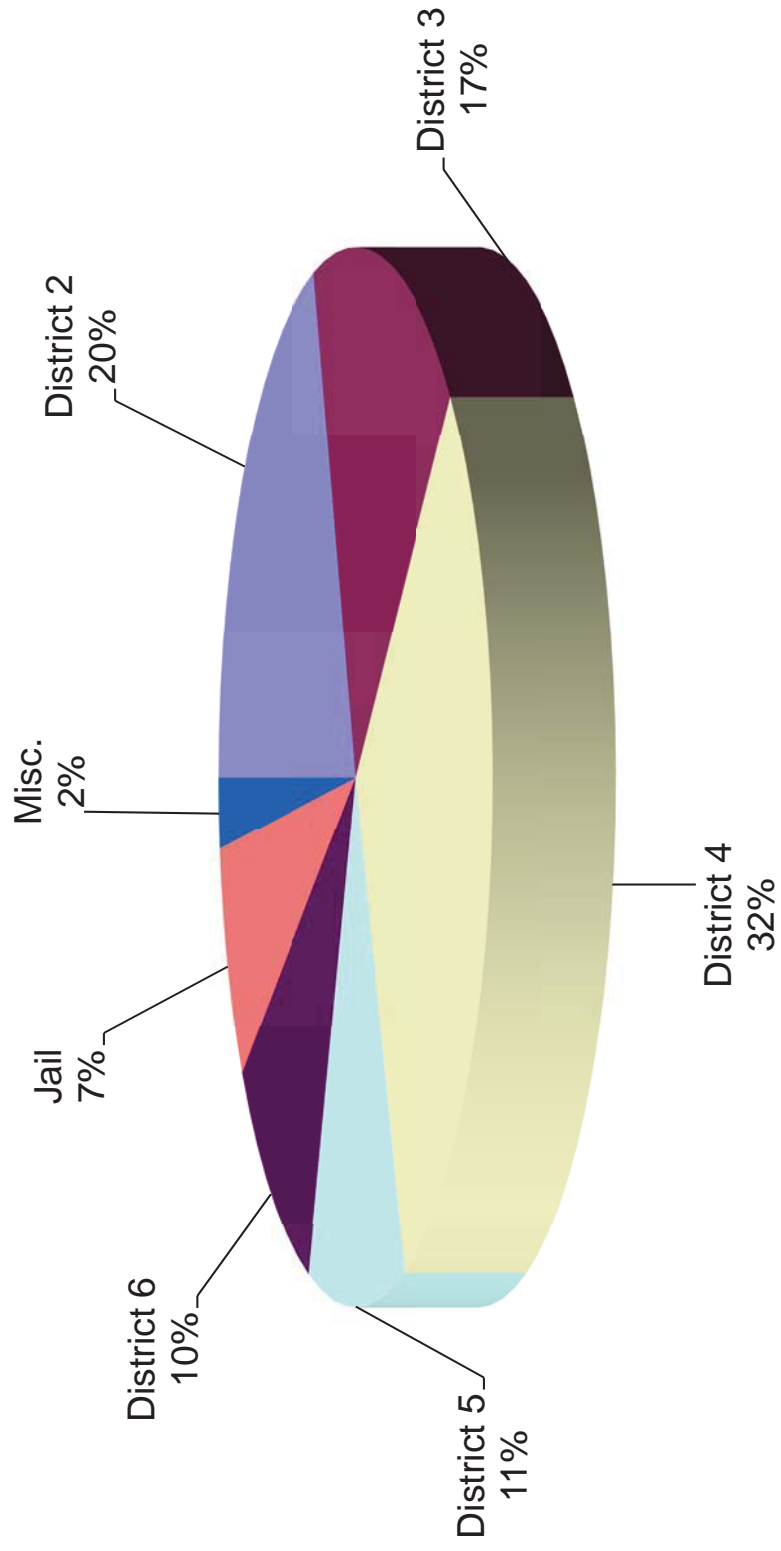
STATISTICS FROM RMS CRYSTAL REPORTS 01/24/15



Prepared by: Planning & Research

VCISO RMS INCIDENT REPORTS - ANNUAL 2014

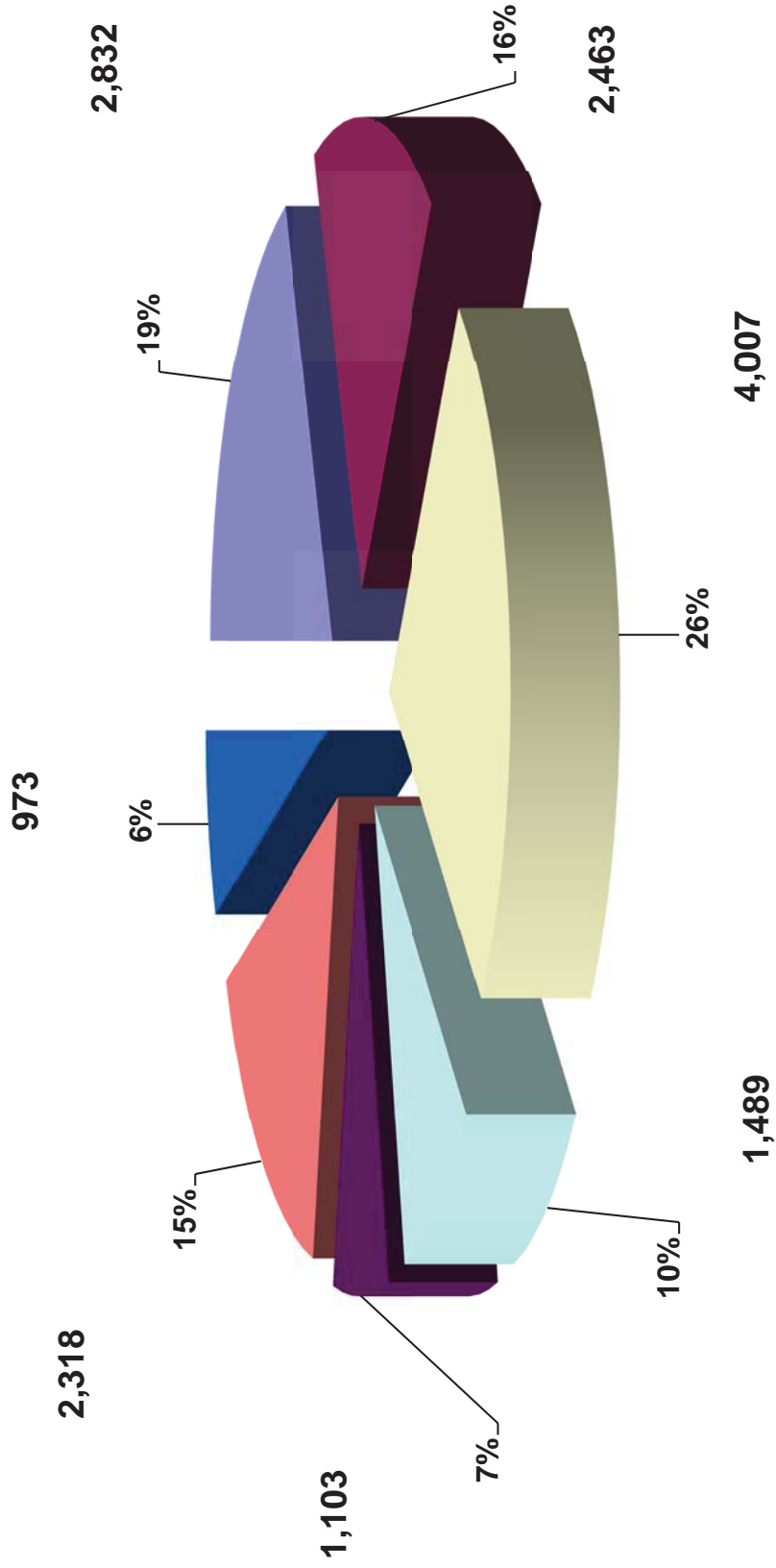
TOTAL - 34,558



2014 RMS ANNUAL ARRESTS

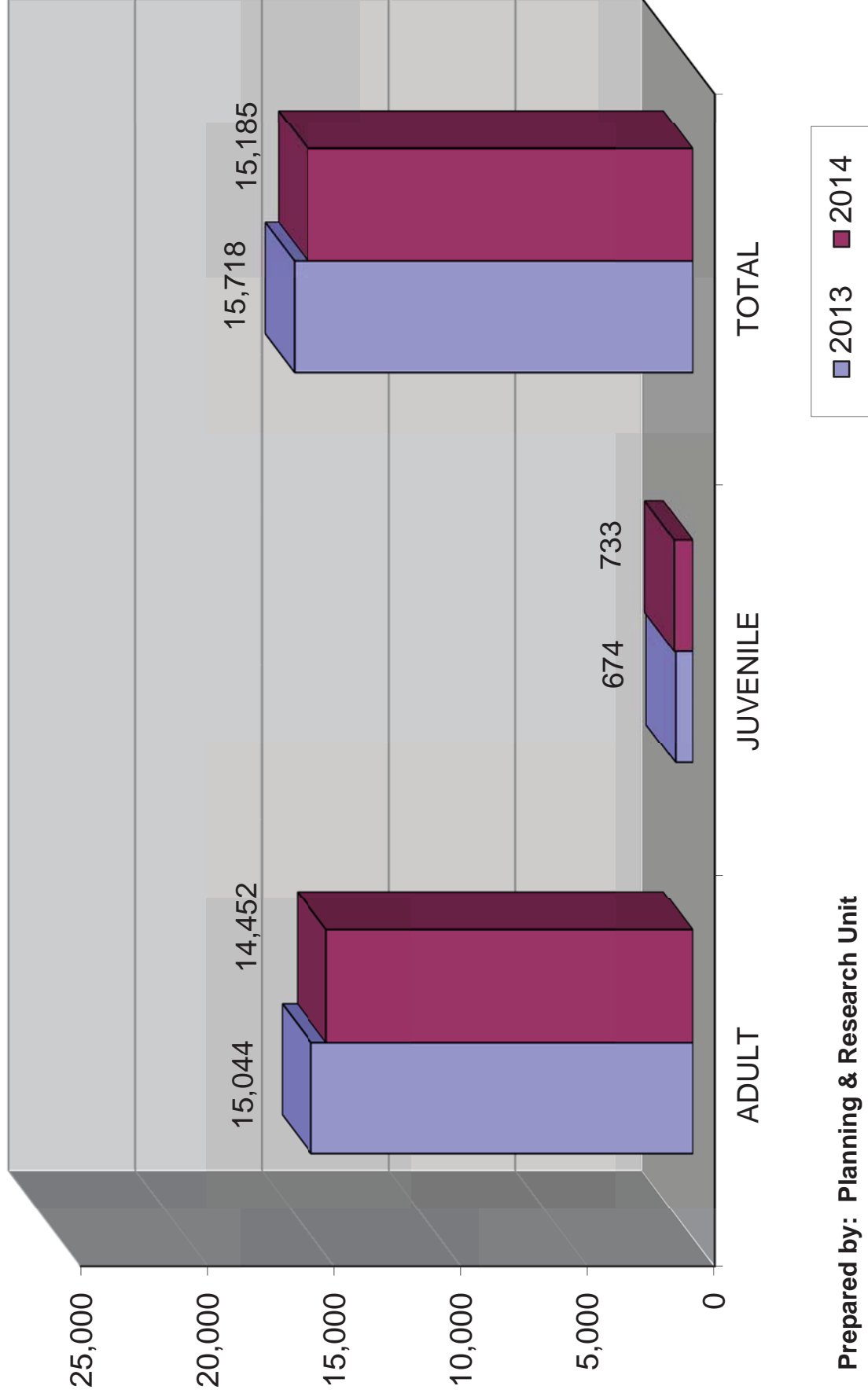
Source: RMS Crystal Reports

Total Arrests - 15,185



2014 ANNUAL RMS ARREST COMPARISON

STATISTICS FROM RMS CRYSTAL REPORTS



Prepared by: Planning & Research Unit