

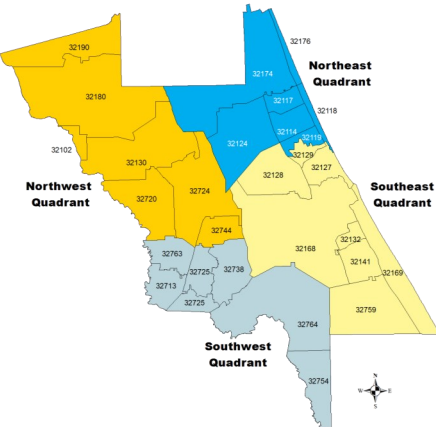
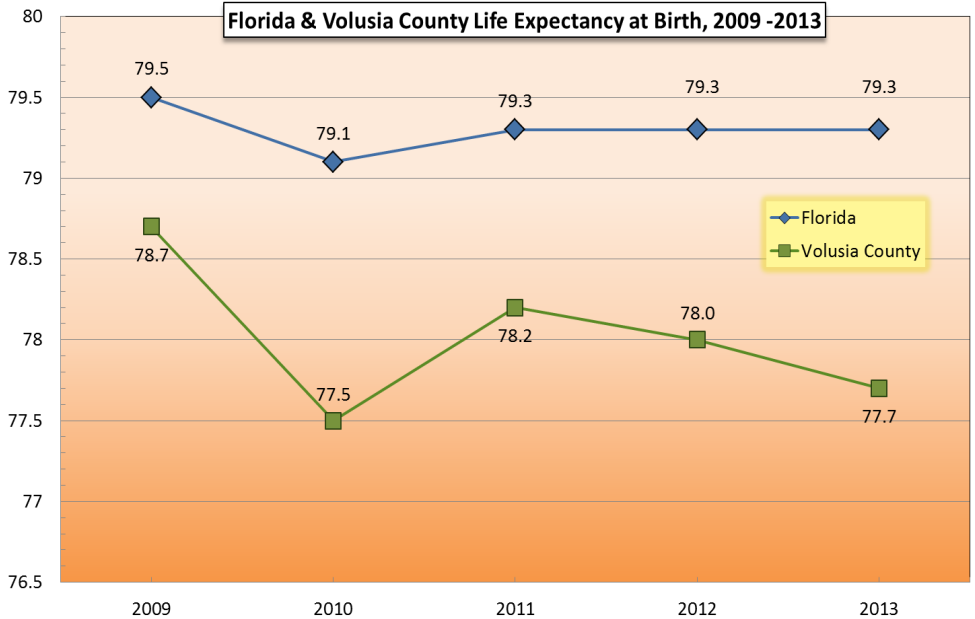


PUBLIC HEALTH DATA BRIEF



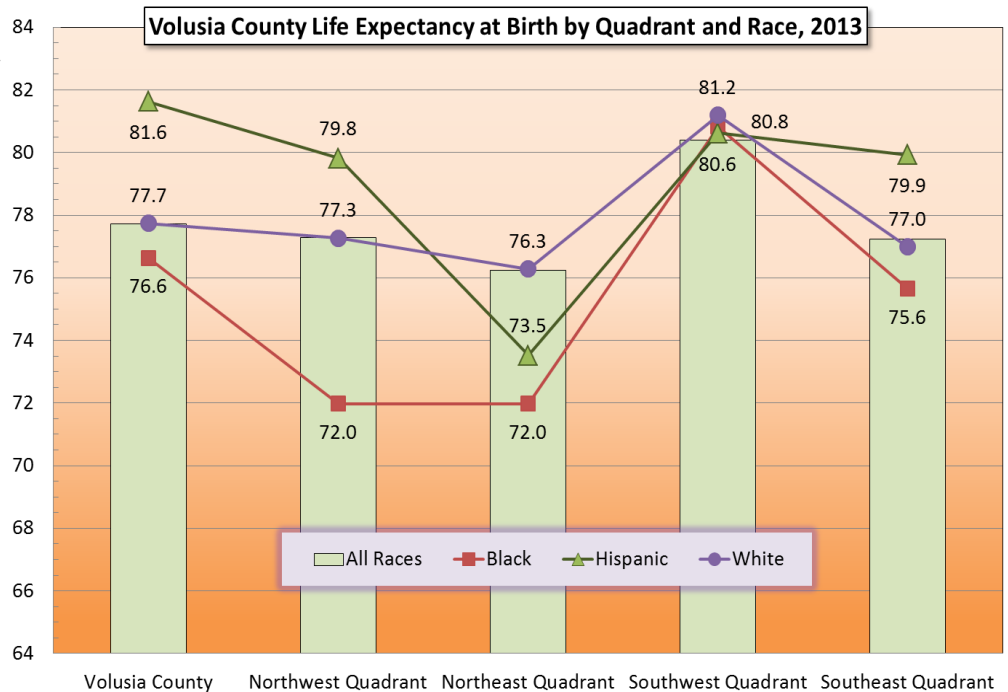
LIFE EXPECTANCY IN VOLUSIA COUNTY

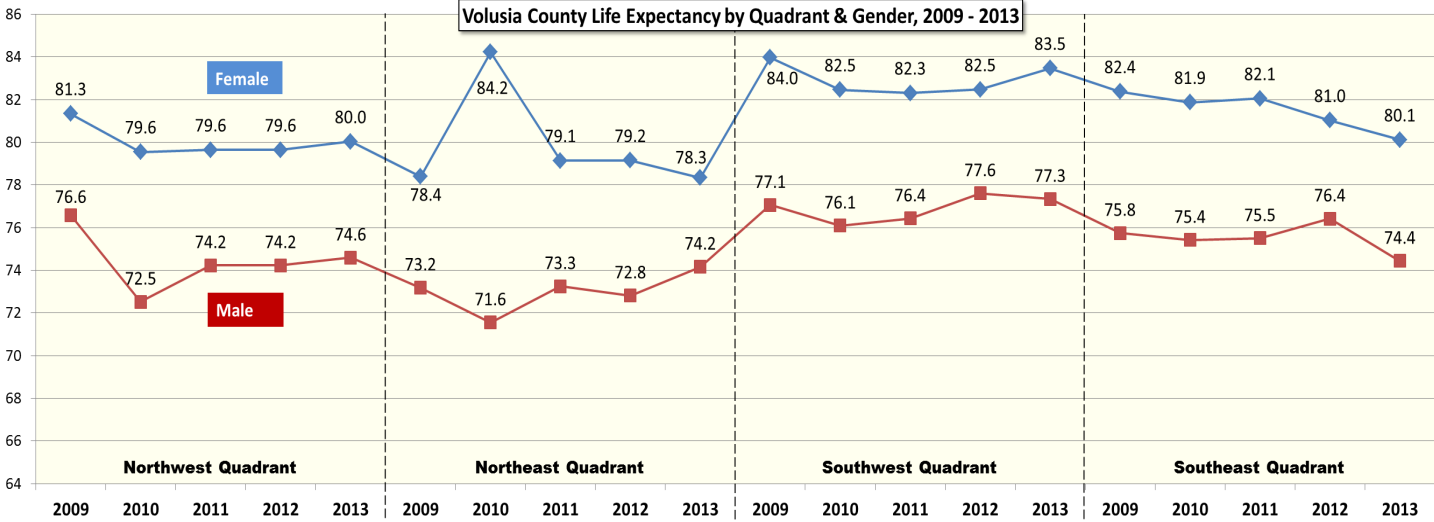
The Centers for Disease Control and Prevention (CDC) defines life expectancy as the average number of years that would be lived by a group of individuals until their death. The most commonly used definition is life expectancy at the time of birth (LEB). LEB is a calculation of age groups, year specific population, number of deaths and the number of person years lived. The CDC reports that life expectancy in the U.S. is at an all time high - 78.8 years in 2012. U.S. women's life expectancy continues to be higher than men's in 2012; 81.2 for females and 76.4 for males.



- Life expectancy in Florida has trended downward from 2009 to 2013
- Volusia County also trends downward but at a steeper slope than Florida
- Life expectancy in the Northeast Quadrant was the lowest for all groups, while the Southwest Quadrant had the highest life expectancy

- Hispanics in Volusia County have the longest life expectancy of all groups in 2013 with 81.6 years; 5.0% longer than whites residents (77.7) and 6.5% longer than black residents
- White residents have the longest life expectancy in both the Northeast and Southwest quadrants
- Blacks had the shortest life expectancy in each of the four quadrants except for the Southwest Quadrant





Volusia County Life Expectancy Key Points

County

- Volusia County residents had a life expectancy at birth (LEB) of 77.7 years in 2013
- Volusia County females (80.5 years) had a longer life expectancy than males (75.0 years) in 2013

Quadrants

- The Northeast Quadrant had the largest and smallest gaps in life expectancy between females and males from 2009 to 2013
- The Southwest Quadrant, on average, consistently had higher LEBs annually for both females and males from 2009 to 2013

Cities

- Ponce Inlet had the longest LEB (83.9 years) in 2013; its males had the longest LEB (80.9 years) of all males and of all females except for females in four cities - Daytona Beach Shores, Debarry, Deltona and Ponce Inlet
- Oak Hill had the shortest LEB with 57.7 years and its females (62.6 years) and males (51.3 years) had shorter LEBs than residents in all cities in 2013
- Females had longer LEBs than males in the county, quadrants and cities (except in Pierson) from 2009 to 2013
- Pierson had the smallest gap in life expectancy between females and males

